



Making Northern Ireland Safer For Everyone Through Professional, Progressive Policing

PSNI Statistics: Annual Statistical Report

Statistical Report No. 5

STATISTICS RELATING TO THE SECURITY SITUATION

1ST APRIL 2007 – 31ST MARCH 2008

Central Statistics Branch, Operational Support Department

Lisnasharragh, 42 Montgomery Road, Belfast, Northern Ireland, BT6 9LD

Web: www.psni.police.uk

Tel: 028 9065 0222 ext 24135 Fax: 028 9092 2998 Email: statistics@psni.police.uk



5. Statistics Relating to the Security Situation

Summary

Figure 5.1	Deaths Due to the Security Situation 1998/99 – 2007/08
Table 5.2	Deaths Due to the Security Situation 1998/99 – 2007/08
Figure 5.3	Shooting and Bombing Incidents 1998/99 – 2007/08
Table 5.4	Security-Related Incidents 1998/99 – 2007/08
Figure 5.5	Casualties as a Result of Paramilitary-style Shootings 1998/99 – 2007/08
Figure 5.6	Casualties as a Result of Paramilitary-style Assaults 1998/99 – 2007/08
Table 5.7	Casualties as a Result of Paramilitary-style Attacks 1998/99 – 2007/08
Table 5.8	Firearms, Ammunition and Explosives Finds 1998/99 – 2007/08
Table 5.9	Persons Arrested under Section 41 of the Terrorism Act and subsequently Charged 2001/02 – 2007/08
Table 5.10	Parade Statistics 2007/08

Data Quality: The PSNI's statistics on the security situation are collated by the PSNI's Central Statistics Branch. These statistics are National Statistics and are produced to high professional standards as set out in the National Statistics Code of Practice.

A National Statistics Publication

National Statistics are produced to high professional standards set out in the National Statistics Code of Practice. They undergo regular quality assurance reviews to ensure they meet customer needs. They are produced free from any political interference.

5. Statistics Relating to the Security Situation

Summary

Deaths due to the Security Situation

- During 2007/08 there was one security related death, three fewer than in the previous year.

Security-Related Incidents

- The number of shooting incidents decreased by 27.6% from 58 in 2006/07 to 42 in 2007/08.
- There were 23 bombing incidents in 2007/08 compared with 20 in 2006/07.
- There were no incendiary incidents recorded during 2007/08 compared with eleven incendiary incidents recorded in 2006/07.

Paramilitary-style Attacks

- During 2007/08 there were 52 casualties as a result of paramilitary-style attacks (i.e. both shootings and assaults), 22 fewer than in the previous year.
- Paramilitary-style **shootings** accounted for 7 casualties, 2 of which were attributed to loyalists and 5 to republicans.
- Paramilitary-style **assaults** accounted for the remaining 45 victims with 35 of such casualties attributed to loyalists and 10 attributed to republicans.
- In comparison with the previous year, the number of casualties of paramilitary-style shootings decreased by 19 (73.1%) and the number of casualties of paramilitary-style assaults decreased by 3 (6.3%).

Firearms, Ammunition and Explosives Finds

- There were 62 firearms and 22,010 rounds of ammunition found during 2007/08. In addition, 208.4kg of explosives were recovered during the year of which 207.0 kg was recovered in a find in the Craigavon area in August 2007.

Persons Arrested under Section 41 of the Terrorism Act and subsequently Charged

- A total of 34 persons were arrested under section 41 of the Terrorism Act and subsequently charged during 2007/08 compared with 57 during 2006/07.

Parade Statistics

- In total, there were 2,951 parades during 2007/08. Loyalist parades accounted for 2,318 (78.5%) of these while nationalist parades accounted for 179 (6.1%).
- Fifty-four parades (1.8%) were re-routed during the year and conditions were imposed on a further 71 (2.4%).
- There were 9 parades (0.3%) at which disorder occurred.

Figure 5.1: Deaths Due to the Security Situation 1998/99 – 2007/08

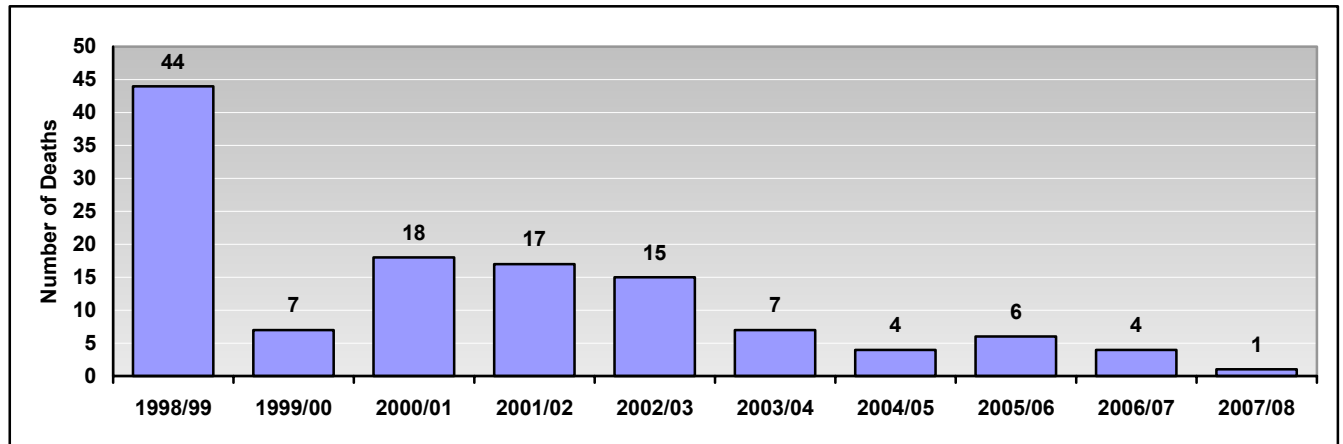


Table 5.2: Deaths Due to the Security Situation 1998/99 – 2007/08

	Police	Police Reserve	Army	RIR	Civilian	Totals
1998/99	1	0	1	0	42	44
1999/00	0	0	0	0	7	7
2000/01	0	0	0	0	18	18
2001/02	0	0	0	0	17	17
2002/03	0	0	0	0	15	15
2003/04	0	0	0	0	7	7
2004/05	0	0	0	0	4	4
2005/06	0	0	0	0	6	6
2006/07	0	0	0	0	4	4
2007/08	0	0	0	0	1	1

Figure 5.3: Shooting and Bombing Incidents 1998/99 – 2007/08

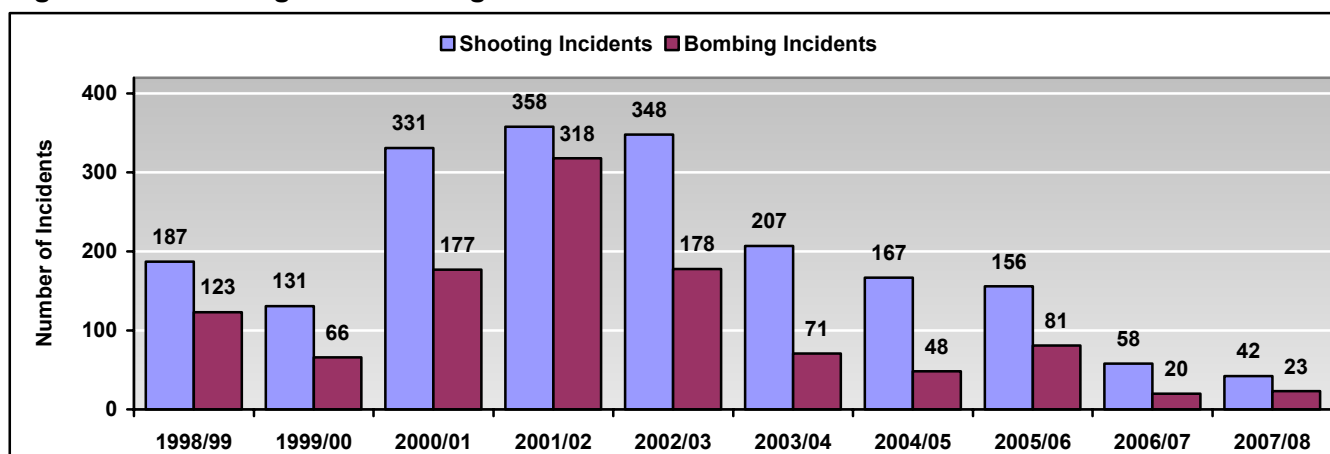


Table 5.4: Security-Related Incidents 1998/99 – 2007/08

	Shooting Incidents ¹	Bombings ²		Incendiaries ³	
		Incidents	Devices Used	Incidents	Devices Used
1998/99	187	123	229	20	20
1999/00	131	66	86	5	5
2000/01	331	177	206	9	22
2001/02	358	318	407	5	6
2002/03	348	178	226	8	8
2003/04	207	71	80	3	3
2004/05	167	48	51	29	36
2005/06	156	81	103	1	1
2006/07	58	20	29	11	11
2007/08	42	23	24	0	0

¹ The following types of shooting incidents are included:

- Shots fired by terrorists
- Shots fired by the security forces
- Paramilitary-style attacks involving shootings
- Shots heard (and later confirmed)
- Other violent incidents where shots are fired (e.g. armed robbery)

² An individual bombing incident may involve one or more explosive devices. Incidents recorded include explosions and defusings (devices used). Incidents involving hoax devices, petrol bombings or incendiaries are excluded.

³ Incidents recorded include explosions and defusings (devices used).

Figure 5.5: Casualties as a Result of Paramilitary-style Shootings 1998/99 – 2007/08

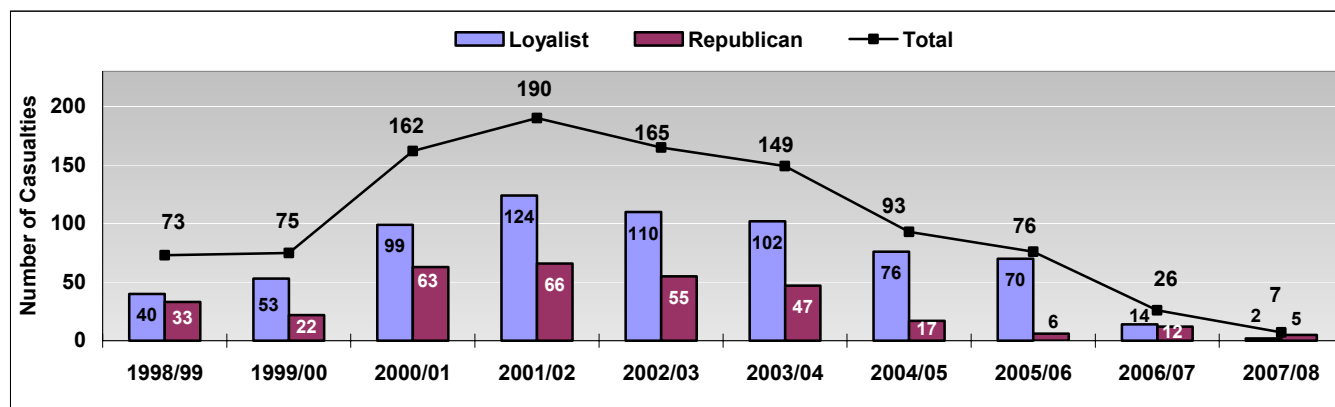


Figure 5.6: Casualties as a Result of Paramilitary-style Assaults 1998/99 – 2007/08

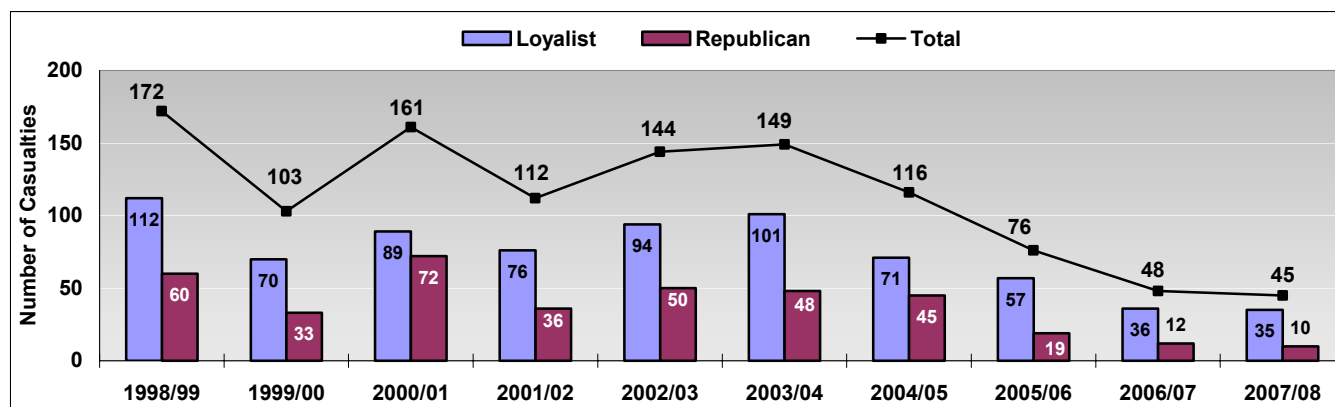


Table 5.7: Casualties as a Result of Paramilitary-style Attacks 1998/99 – 2007/08

	Shootings			Assaults			Total Casualties (Shootings and Assaults)
	Total	By Loyalist Groups	By Republican Groups	Total	By Loyalist Groups	By Republican Groups	
1998/99	73	40	33	172	112	60	245
1999/00	75	53	22	103	70	33	178
2000/01	162	99	63	161	89	72	323
2001/02	190	124	66	112	76	36	302
2002/03	165	110	55	144	94	50	309
2003/04	149	102	47	149	101	48	298
2004/05	93	76	17	116	71	45	209
2005/06	76	70	6	76	57	19	152
2006/07	26	14	12	48	36	12	74
2007/08	7	2	5	45	35	10	52

Table 5.8: Firearms, Ammunition and Explosives Finds 1998/99 – 2007/08

	Firearms	Ammunition (rounds)	Explosives (kgs)
1998/99	104	13,416	778.4
1999/00	110	12,414	240.4
2000/01	134	12,970	98.9
2001/02	96	9,241	96.2
2002/03	129	18,549	19.9
2003/04	148	19,017	92.1
2004/05	81	23,822	26.5
2005/06	365	112,748	35.0
2006/07	55	5,086	132.2
2007/08	62	22,010	208.4

Table 5.9: Persons Arrested under Section 41 of the Terrorism Act and subsequently Charged 2001/02 – 2007/08

	Persons Charged ¹
2001/02	62
2002/03	97
2003/04	102
2004/05	77
2005/06	72
2006/07	57
2007/08	34

¹ Statistics refer to charges brought against a person after the original period of detention (including extensions). Any subsequent changes, additions, deletions to the original charges are not included.

² Please note that this table previously contained an aggregate total of (a) the number of persons charged after having been arrested under section 41 of the Terrorism Act and (b) the number of persons charged with serious public order offences. Central Statistics Unit no longer collate statistics on persons charged with serious public order offences and therefore we have presented figures on persons arrested and subsequently charged under section 41 of the Terrorism Act backdated to 2001/02 to enable valid comparisons to be made.

Table 5.10: Parade Statistics 2007/08

	Loyalist ¹	Nationalist ²	Other	Total
Total parades	2318	179	454	2951
Legal parades	2317	176	454	2947
Illegal parades	1	3	0	4
Of the total:				
Parades re-routed	52	1	1	54
Parades with other conditions imposed	61	9	1	71
Parades at which disorder occurred	8	1	0	9

¹ 'Loyalist' parades include those organised by the Orange Order, the Royal Black Preceptory and the Apprentice Boys as well as band parades/contests or protest marches involving the loyalist community.

² 'Nationalist' parades includes parades organised by the Ancient Order of Hibernians, the Irish National Foresters as well as band parades/contests or protest marches involving the nationalist community.